


## HOW TO CLEAR COOKIES ON CHROME WITH AN IOS DEVICE

Follow this guide to clear all your cookies on the Chrome app, using your iPhone or iPad.

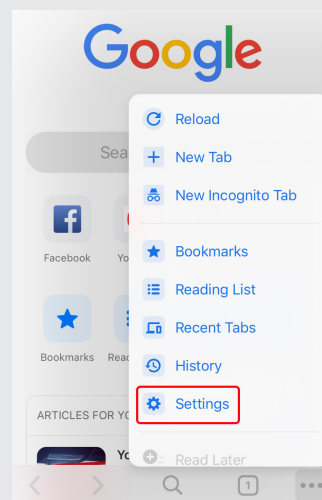
### Quick overview:

**First-Party Cookies** are created on the site you are using. **Third-Party Cookies** are created by other sites. For example, sites that own some of the content such as ads or images.

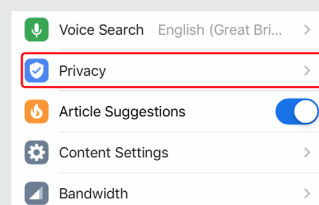
1. Using the Chrome app, in the bottom right hand corner, tap the three dots to bring up the menu



2. Select 'Settings'

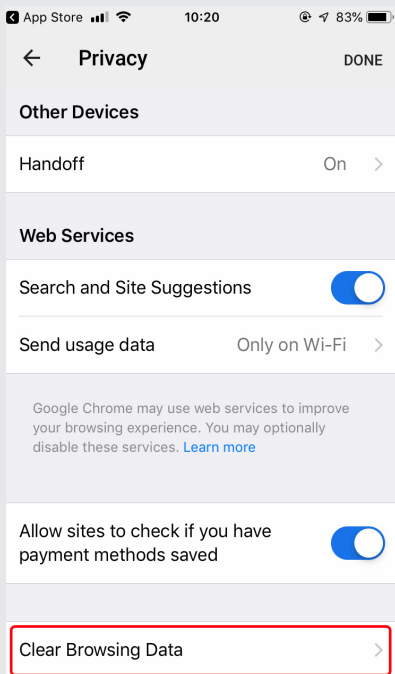


3. Choose 'Privacy', then the 'Clear Browsing Data' option

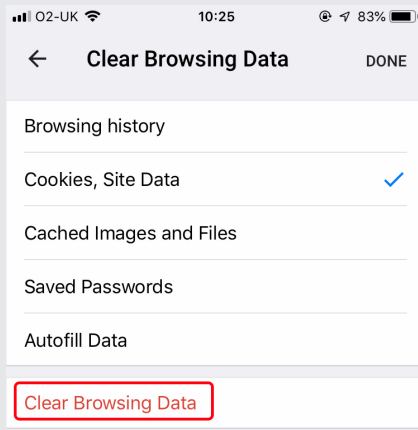


4. Tick the box with the 'Cookies, Site Data' option and untick the rest of the boxes





5. Tap on 'Clear Browsing Data'



6. Confirm your request by clicking 'Clear Browsing Data' again. Then tap 'Done'

